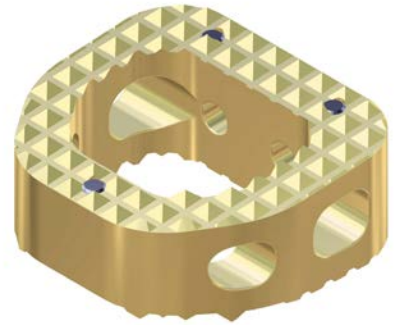




## PEEK Cervical Cage

MARS™ PEEK Cervical Cage is intended to treat cervical spine pathologies. MARS™ PEEK Cervical Cage's unique design allows a maximum interbody fusion and offers an optimum stability. The specific shape and the pure PEEK composition of this implant ensure excellent bone fusion.



### Implant Features – Cage Design

#### » Increased stability and fusion

Cage design for an optimum primary stability to restore the interbody space and preserve cervical lordosis

Large graft surface to enhance bone fusion

#### » Anatomical shape

Designed to maximise contact with the intervertebral endplates

#### » Reinforced security

Inferior and superior teeth on surface to avoid risks of migration

### Implant Features – PEEK-OPTIMA®

#### » Safety

Elasticity prevents sinking: less risk of endplate penetration

Withstands repeated autoclave sterilizations

#### » Medical imaging (X-ray, CT, MRI)

Radiolucent material to allow accurate fusion follow-up

Embedded gold markers to facilitate implant placement verification

#### » Biocompatibility

No carbon fibres: no risk of inflammatory reaction

CE-marked and cleared by FDA for long-term implantation in the human body

#### » Enhanced bone fusion

No stress shielding

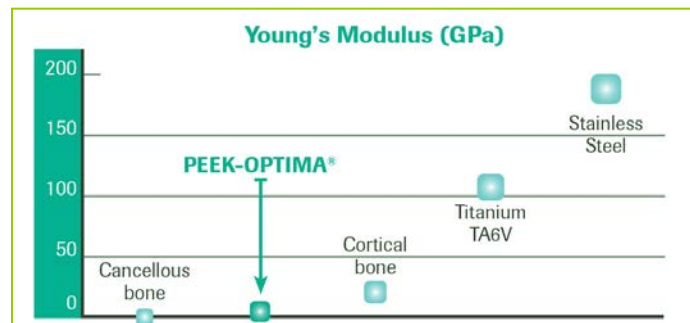
Optimum load repartition

Bone growth enhancement thanks to micro-movements

#### » Modulus of Elasticity

Elastic Modulus between cancellous and cortical bone

Ideal load sharing implant

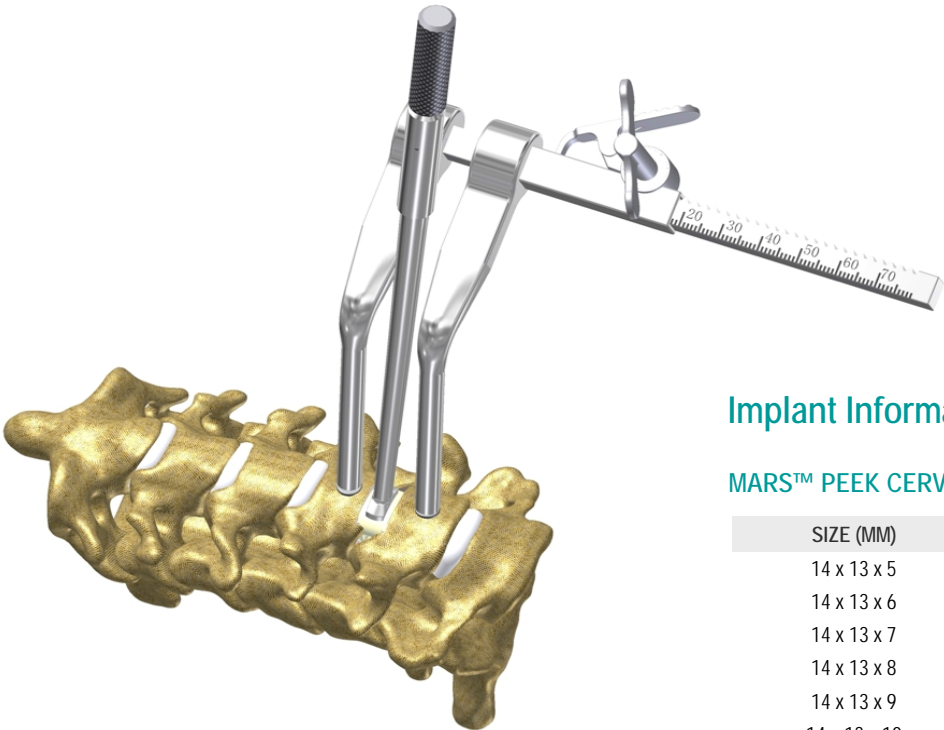
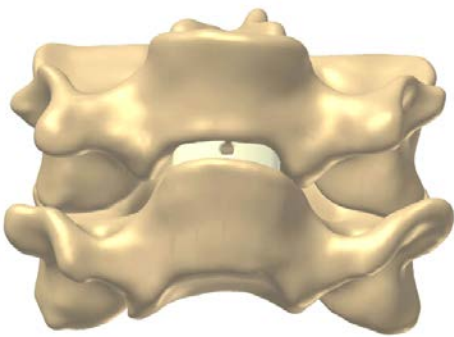


Indications for Use

The MARS™ PEEK Cervical Cage is a surgical implant for cervical arthrodesis by anterior approach, designed to optimize bone fusion from C3 to C7 levels. It is an intersomatic cage whose main function is to maintain the discal height and the radicular decompression by intersomatic distraction. Its design favours osteogenesis. The indications are:

- ◆ Stabilisation after treatment of a herniated cervical intervertebral disc or osteophytosis compressing the nerve roots and/or spinal cord.
- ◆ Degenerative intervertebral instability.

NOTE:  
Since the MARS™ PEEK Cervical Cages were not developed as “stand-alone” implants, the use of additional posterior instrumentation (for example with VENUS™ Cervical Plate) is strongly advised.



Implant Information

MARS™ PEEK CERVICAL CAGE

SIZE (MM)	REF
14 x 13 x 5	MOI 47001005
14 x 13 x 6	MOI 47001006
14 x 13 x 7	MOI 47001007
14 x 13 x 8	MOI 47001008
14 x 13 x 9	MOI 47001009
14 x 13 x 10	MOI 47001010
14 x 13 x 11	MOI 47001011
14 x 13 x 12	MOI 47001012

SIZE (MM)	REF
12.5 x 11.5 x 5	MOI 47003005
12.5 x 11.5 x 6	MOI 47003006
12.5 x 11.5 x 7	MOI 47003007
12.5 x 11.5 x 8	MOI 47003008
12.5 x 11.5 x 9	MOI 47003009
12.5 x 11.5 x 10	MOI 47003010
12.5 x 11.5 x 11	MOI 47003011
12.5 x 11.5 x 12	MOI 47003012

SIZE (MM)	REF
16 x 15 x 5	MOI 47002005
16 x 15 x 6	MOI 47002006
16 x 15 x 7	MOI 47002007
16 x 15 x 8	MOI 47002008
16 x 15 x 9	MOI 47002009
16 x 15 x 10	MOI 47002010
16 x 15 x 11	MOI 47002011
16 x 15 x 12	MOI 47002012